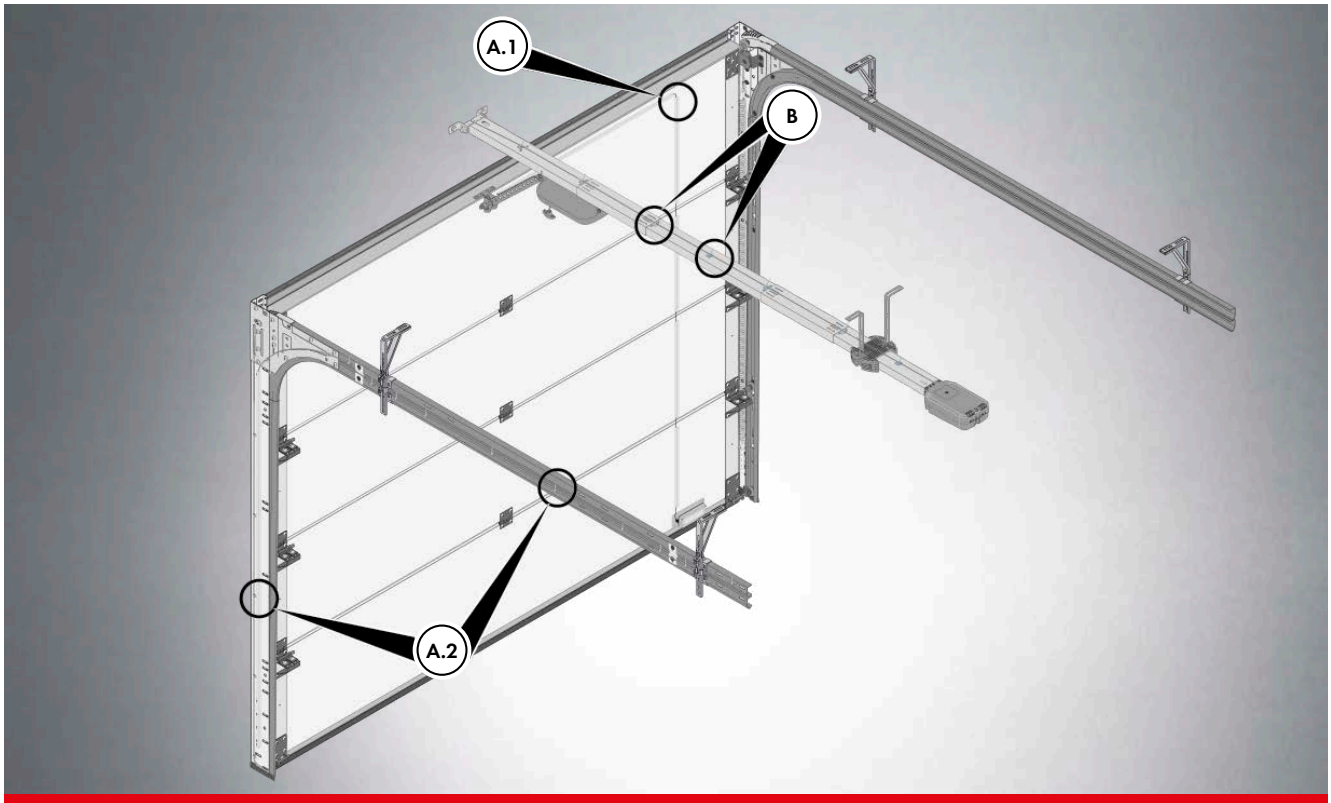
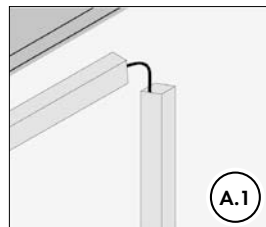


# Cable routing on the door

Time-saving and convenient routing of cables on your door



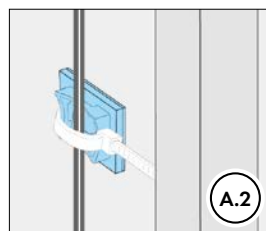
In addition to the cable holder set for the track (S10940-00001), SOMMER offers further accessories for cable routing, e.g.: photocell connecting cables, control lines for external command devices etc. for your door or gate.



## Cable routing set for door panel

S10815-00001	• 2 x 1.95 m
Cable conduit for routing and securing cables.	• Cable conduit
	• 15 x screws
	• 1 x adhesive socket set

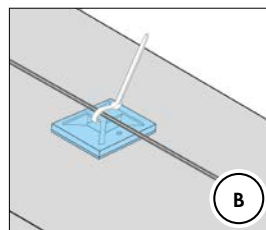
With our cable conduit, adhesive sockets and the corresponding mounting material, you can route and secure cables via the door panel, wall, door frame etc.



## Adhesive socket set (white)

S10990-00001	• 5 x adhesive socket
Adhesive socket for additional securing in hard-to-reach places.	• 5 x cable binder
	• 5 x screws

Moreover, you can route contact edges directly to the motor carriage and connect them without a spiral cable, for example with the GTA OSE connection set (S10814-00001).



## Cable holder set for tracks\*

S10940-00001	• 4 x cable holder
Adhesive holder for attaching the cables directly to the track.	• 10 x cable binder
	• 6 x adhesive socket

\* for SOMMER base+, pro+, tiga and tiga+

Date: 11/2017. Subject to misprints, errors and technical changes.

